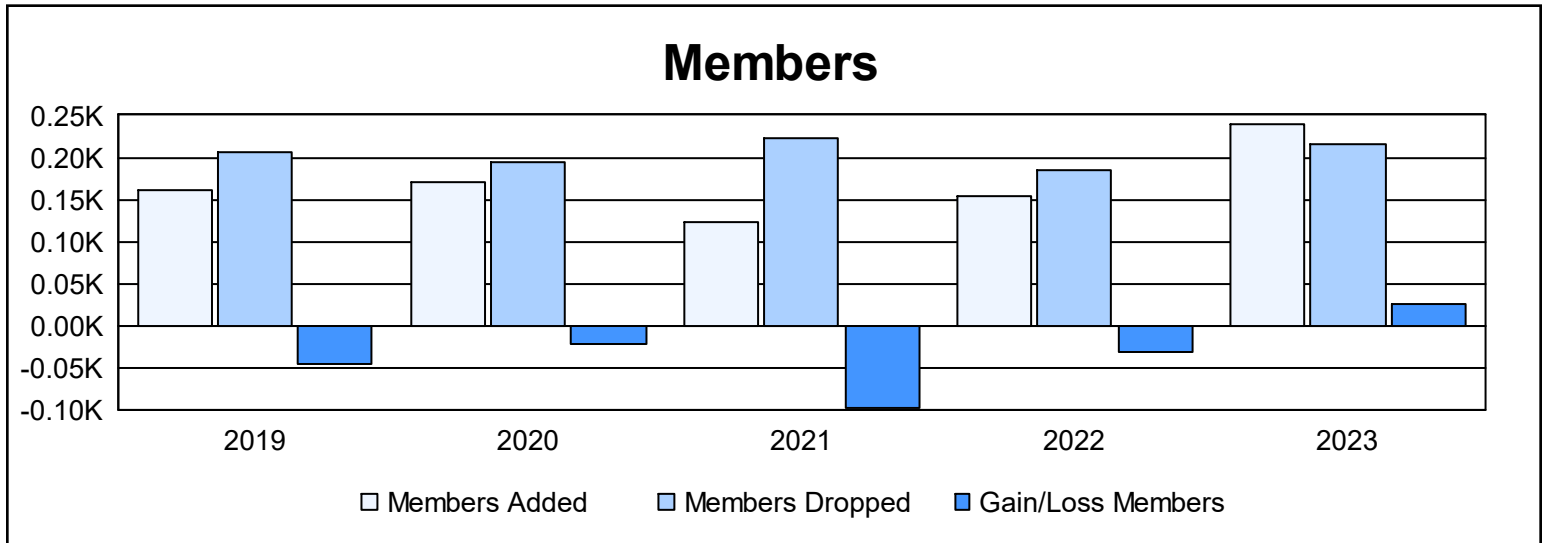
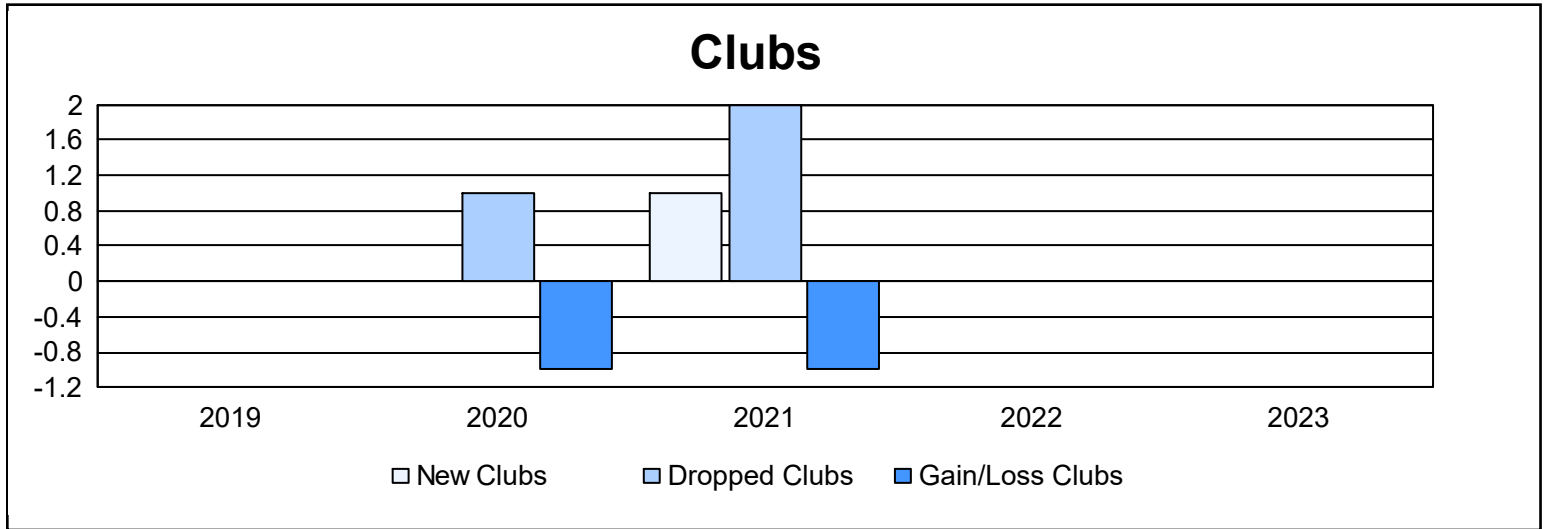
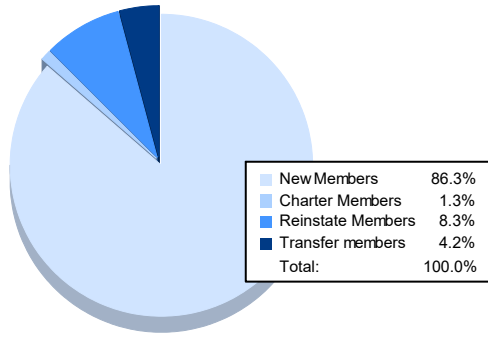


| Year | New Clubs | Dropped Clubs | Gain/ Loss Clubs | New Members | Charter Members | Reinstate Members | Transfer Members | Total Member Added | Total Members Dropped | Gain/ Loss Members |
|----------------|-----------|---------------|------------------|-------------|-----------------|-------------------|------------------|--------------------|-----------------------|--------------------|
| 2018-2019 | 0 | 0 | 0 | 146 | 1 | 11 | 3 | 161 | 206 | -45 |
| 2019-2020 | 0 | 1 | -1 | 150 | 1 | 8 | 12 | 171 | 193 | -22 |
| 2020-2021 | 1 | 2 | -1 | 82 | 17 | 16 | 9 | 124 | 222 | -98 |
| 2021-2022 | 0 | 0 | 0 | 131 | 2 | 8 | 13 | 154 | 185 | -31 |
| 2022-2023 | 0 | 0 | 0 | 207 | 3 | 20 | 10 | 240 | 215 | 25 |
| Average | 0 | 1 | 0 | 143 | 5 | 13 | 9 | 170 | 204 | -34 |



Membership Composition June 2023 Cumulative



Gender Composition June 2023 Cumulative

